

**Replace the lock,
not your whole door.
Genius.**

Professional

Replacement lock for PVCu,
composite and timber doors



Yale Doormaster™ Professional

Replacement lock for PVCu, composite and timber Doors

Yale Doormaster™ Professional is a High Security replacement lock with three hooks and two rollers. Designed with the professional installer in mind, this lock includes 'crop & mate' technology to maximise the scope of installation.

Several patented features plus a choice of faceplate widths and backset sizes, makes the Professional lock the ideal choice where a higher level of security is required.

Designed for Professionals

Yale Doormaster™ Professional makes replacing multipoint locks simple, and will replace any lock with top and bottom hooks or bolts, a 35mm or 45mm backset, and a 16mm or 20mm faceplate.

Latest YS170 centre gearbox

The latest engineering from Yale, with optional split follower for nightlatch function.




Flexible 'crop & mate' design

Enables you to simply cut the lock to length and position gearboxes to match locks being replaced.



Fixing tabs

Make fitting easy and more secure.



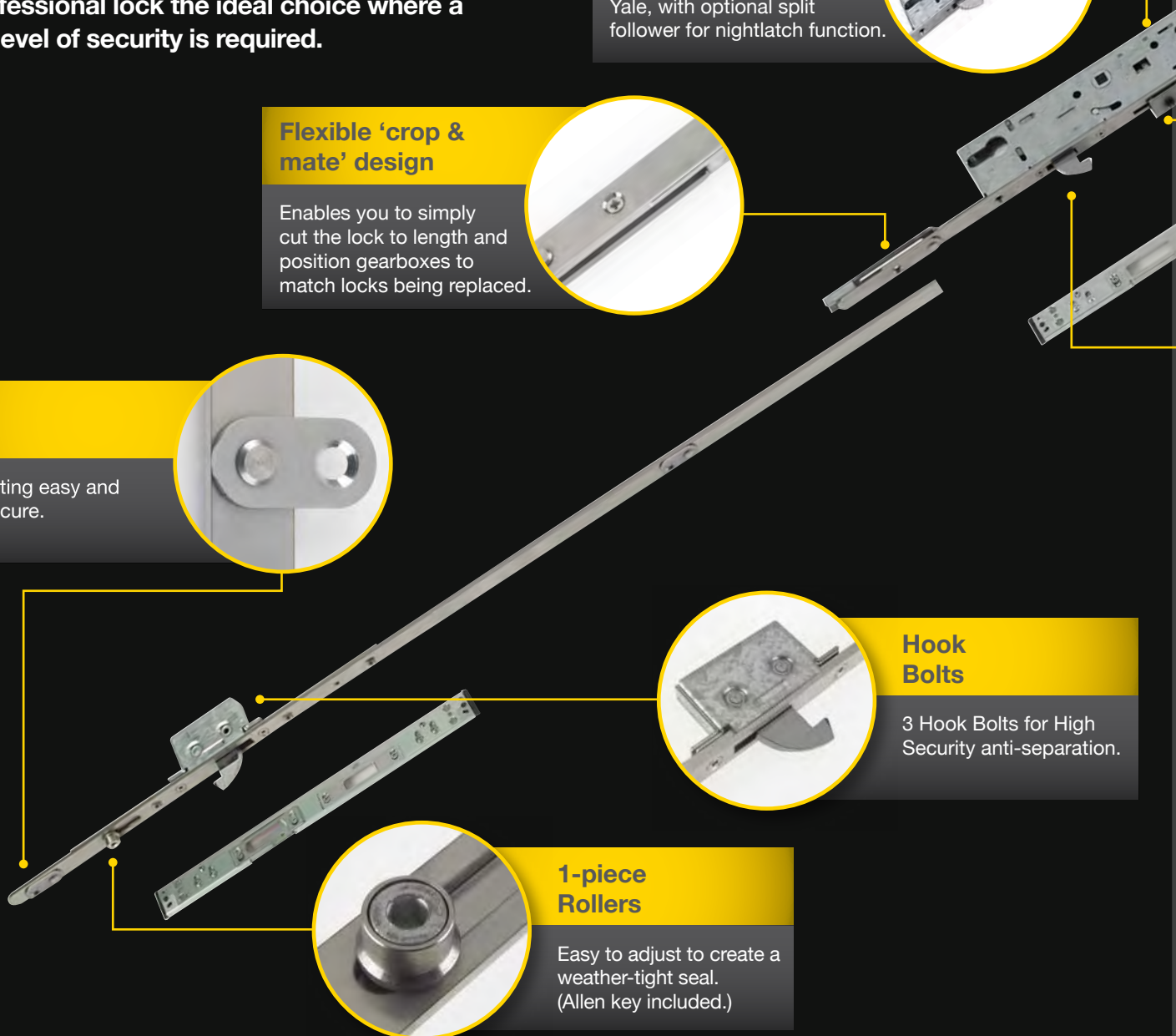
Hook Bolts

3 Hook Bolts for High Security anti-separation.



1-piece Rollers

Easy to adjust to create a weather-tight seal. (Allen key included.)



**16mm or 20mm
faceplate options**

Suitable for PVCu
composite and timber
doors.



**35mm or 45mm
backset options**

Available in 35mm or
45mm backset options
for maximum flexibility.



**3 piece keep &
Uni-packer™ System**

All versions include a 3 piece
keep, and for PVCu doors
our patented Uni-packer™
system preassembled for fast,
easy, and reliable installation.




**Latch Easily
Reversible**

Makes this lock
suitable for left or
right-handed doors.



**Central
Hook**

Provides protection
against attack,
preventing separation.



**Secured by Design
PAS 24 capable**



Doormaster™ Professional
has been tested to Police
Approved Secured By Design
standard and is PAS 24 door
set capable.



**Guaranteed
peace of mind**

Yale Doormaster™
Professional is backed by the
reputation of Yale, the world's
favourite lock since 1843
– and comes with a full 10
year guarantee.

Find out more about Yale Doormaster™ by
visiting windowware.co.uk



Will Yale Doormaster™ Professional fit?

Yale Doormaster™ Professional has been designed to fit most PVCu, timber and composite doors with top and bottom hooks or deadbolts:

1. Measure the Backset

Measure the distance **A** between the centre of the cylinder and the metal faceplate of the lock (not the edge of the door).

Yale Doormaster™ Professional replacement locks come in 35mm and 45mm backsets – so if your existing lock is either of those backsets just choose the same size lock.

2. Measure the Centres

Measure the distance between the centre of the cylinder and the centre of the door handle.

B must be 92mm for Yale Doormaster™ Professional to fit the door.

Please note: If the handles inside and outside the door are at different heights, measure the centres on both. If either are 92mm you will be able to fit this lock, but will require new handles – see Yale Replacement PVCu Door Handles.

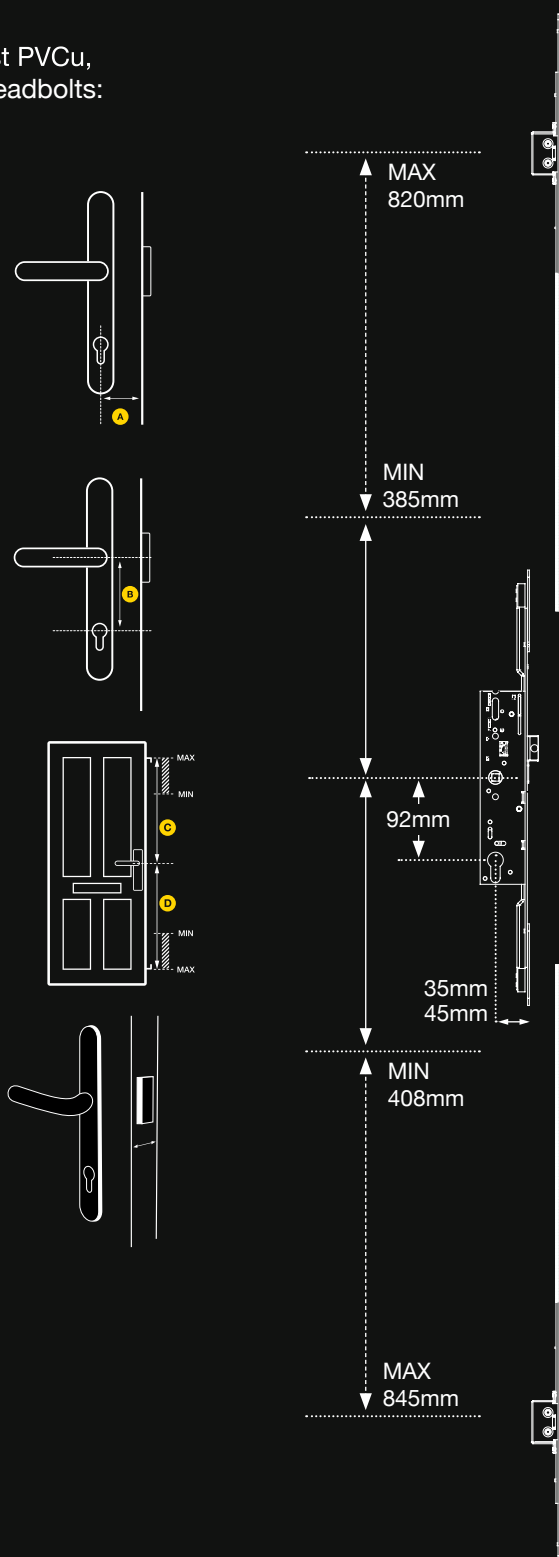
3. Measure the Reach

Measure the distance between the handle spindle and the top and bottom hook/bolts. To fit the door this must be:

- C** MIN 385mm and MAX 820mm and
- D** MIN 408mm and MAX 845mm

4. Measure the Faceplate

Measure the metal faceplate on the existing lock – this must be 16mm or 20mm for Yale Doormaster™ Professional to fit the door.



Doormaster™ Professional 11439PRO/12/11
© 2011 ASSA ABLOY Ltd



WINDOW WARE

Established 1987

Window Ware, Telford Way, Cross Park, BEDFORD, MK42 0PQ
Web www.windowware.co.uk
Sales • Tel 01234 242724 • Fax 01234 242700
Email sales@windowware.co.uk
Trade Counter • Tel 01234 242734 • Fax 01234 242735
Email tradecounter@windowware.co.uk