


Supa™ Bow-shaped Stainless Steel Pull Bar Door Handle

PRODUCT INFORMATION



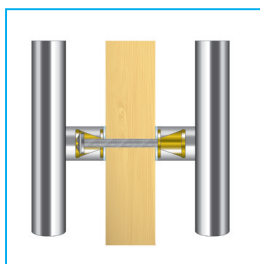
Pull open any door in style and comfort with this stainless steel bow-shaped pull door handle from Mila. The rounded, tubular bar is designed to fit perfectly in the hand during use for a firm, smooth grip. It's made from high-grade stainless steel to give excellent strength and corrosion resistance.

- Gentle bow shape pull door handle for composite, aluminium and timber doors
- Brushed stainless steel finish – resists fingerprints!
- Fits both left- and right-handed doors
- Handle can be fitted three different ways with the Supa™ fixing kits (sold separately)
- Choose from through fix, concealed fix or back-to-back inline fix
- Constructed from high-quality 304 grade stainless steel for high levels of corrosion resistance
- Bar length 588mm


How many fixing kits do you need?

The fixing kits for the Supa™ stainless steel door pull handle range come in pairs. For the Bow Pull Bar door handle you'll need 1 pair.


3 FIXING OPTIONS



Back-to-back Inline Fix
MPH573310



Through Fix
MPH573302



Concealed Fix
MPH573320

PART NUMBERS

Description	Shape	Stainless Steel Grade	Bar Length	Fixings	Brushed Stainless
Supa Pull Bar	Bow-shaped	304	588mm	2	MPH573222

Fix Type	Cover Cap dia	Fixings	No Finish	Brushed SS
Through Fix Kit	30mm	2 per kit	-	MPH573302
Back-to-back Inline Fix Kit	30mm	2 per kit	MPH573310	-
Concealed Fix Kit	-	2 per kit	MPH573320	-

GUARANTEES

