

Lockmaster AutoEngage Classic Style Slam Lock for Composite Doors



Secure from the second the door is shut – that’s what Yale’s Lockmaster AutoEngage multi-point door lock offers thanks to two security latches which automatically engage instantly from independent trigger points every time the door closes. Simply turn the key to engage the centre deadbolt deadlock all locking points and fully secure the closed door. The gearbox is located midway down the door making it equally suitable for key or lever operated contemporary doors

Key Features

- Key retractable auto engaging locking mechanism
- Available in 45mm backset
- 20mm Yale-branded faceplate available
- Centre deadbolt operates independently and achieves 20mm secure engagement
- Security latches deliver 20mm full engagement automatically as the door is closed
- Non-handed for minimal stock holding
- Flexible gearbox facilitates key or lever operation
- Suitable for timber and composite doors
- Keeps available separately

Guarantees & Certificates

- Secure - tested to PAS 24:2016 and Secured by Design
- Corrosion resistant to BS EN 1670:2008 Grade 4 (240 hours salt spray)
- Trouble-free operation - tested to 100,000 cycles with a 10-year mechanical guarantee
- Protected by Yale’s Lifetime Security Guarantee when used with other Yale Security hardware



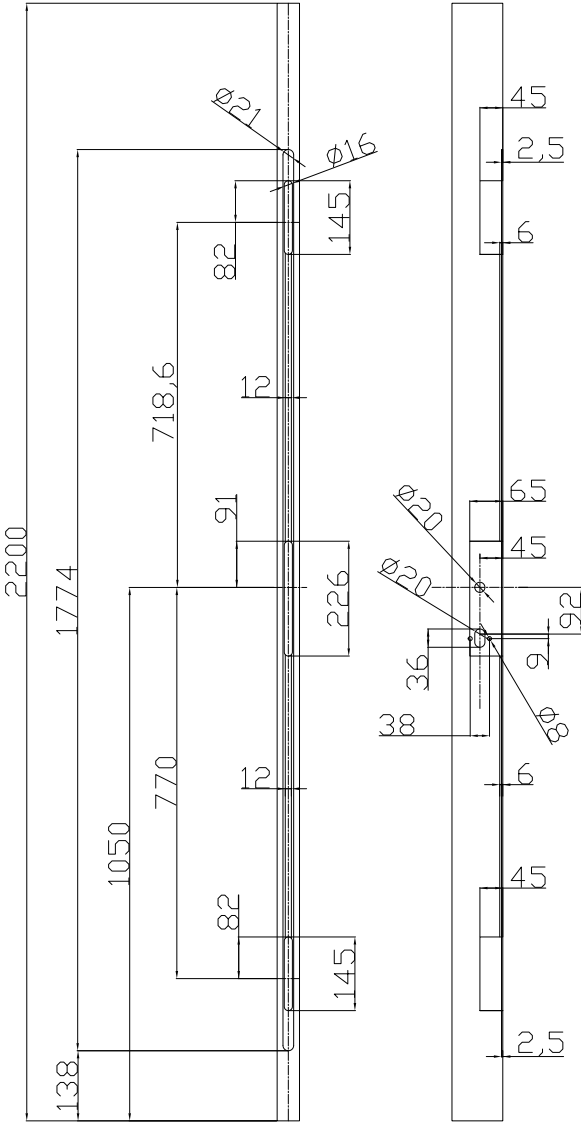
GUARANTEES



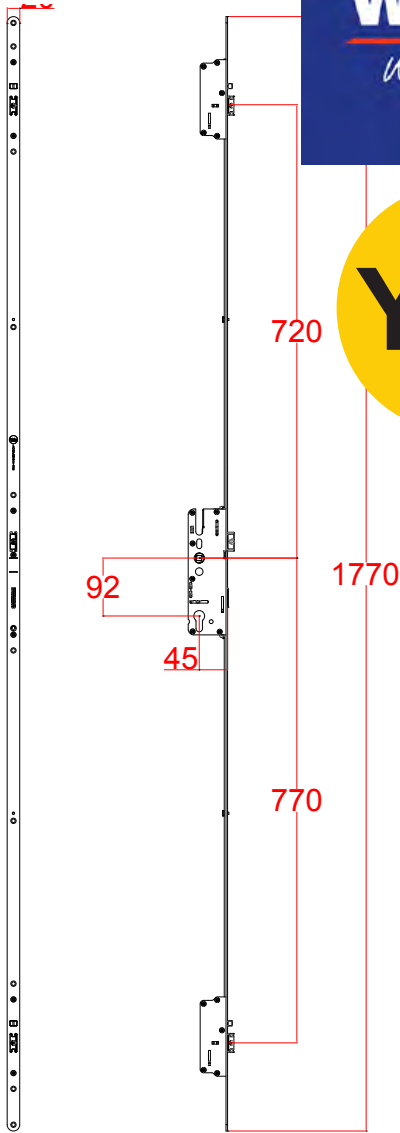
PART NUMBERS

DESCRIPTION	CENTRE CASE	CENTRES	BACKSET	SPINDLE	ADDITIONAL LOCKING	NO. KEEPS REQUIRED CENTRE	LATCH	PART CODE
Lockmaster AutoEngage Classic 16mm Square Faceplate	Latch & Deadbolt	92mm	45mm	Single	2 Security Latches	1	2	YAE14501
Lockmaster AutoEngage Classic 20mm Faceplate Radiused Ends	Latch & Deadbolt	92mm	45mm	Single	2 Security Latches	1	2	YAE14502

Lockmaster AutoEngage Classic Style Slam Lock for Composite Doors

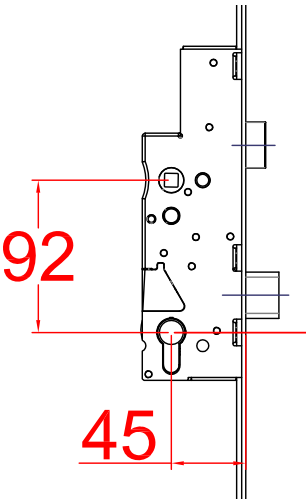


Routing Prep



20mm Radius Faceplate

LOCKCASE DRAWING



KEEPS TO SUIT



Centre Keep
Left Hand
YAE90000



Centre Keep
Right Hand
YAE90001



Latch Keep
Non-Handed
YAE90002