

# CUBELOCK Window Restrictors



These Cubelock child safety window locks offer a quick and simple way to increase window safety and protect occupants, whether they're fitted at ground level or high up. All Cubelock window restrictors limit the opening sash to give a gap no greater than 89mm. This stops even small children falling out and complies with the European child safety standard BS EN 13126-5:2011. The Cubelock restrictor device is ideal for use in homes and apartments, as well as commercial and public buildings such as hotels and hospitals.




## Features:

- Suitable for use on wood, aluminium, PVCu and steel window frames
- Cable length: 200mm
- Allows maximum 89mm opening to comply with child safety function of BS EN 13126-5:2011
- Independently tested to withstand a breaking force of 1971N
- (RST90000) CLS1 and (RST91000) CLS3 combi restrictors are both secured with a standard key mechanism
- (RST92000) CLB1 restrictor has a captive key disc lock mechanism, so the key won't get lost when open
- The sash fixing point for the CLS3 combi Cubelock fits behind the window handle and the locking mechanism fits directly below on the frame
- Includes tamper-proof screws to reduce the likelihood of abuse
- Available from stock in white

**cubelock**  
SAFE • SECURE • PEACE OF MIND



## Order Information

	DESCRIPTION	LOCK MECHANISM	FINISH	BOX QTY.	PART CODE
	<b>Cubelock CLS1 Window Restrictor</b> Supplied with key, tamper proof screws, and sash & frame parts	Standard Key	White	10	RST90000
	<b>Cubelock CLS3 Combi Window Restrictor</b> Supplied with key, tamper proof screws, and sash & frame parts (handle not included)	Standard Key	White	10	RST91000
	<b>Cubelock CLB1 Window Restrictor</b> Supplied with key, tamper proof screws, and sash & frame parts	Captive Key	White	10	RST92000