

Duoflex Folding Opener

High- or Low-level operation for PVCu, Timber & Aluminium Windows

With flexible, fully-adjustable, packer-free fitting, Duoflex folding window openers can ably achieve safe, secure restricted opening on most types of top-hung or centre-pivot outward opening windows. They can be operated by hand at low level or by pole for high-up or hard-to-reach casements. Cycle tested to beyond 100,000 operations and constructed from strong, corrosion-resistant aluminium, these openers promise enduring, trouble-free service and superior pristine aesthetics.

- Suitable for open-out top hung and centre pivot sashes
- Attractive and stylish design
- Fitter-friendly and easy to adjust WITHOUT packers:
 - Flush Duoflex opener accommodates 0-10mm step sizes
 - Stepped Duoflex opener accommodates 0-26mm step sizes
- Minimum sash height:
 - 250mm on windows with butt hinges
 - 400mm where friction hinges are used
- 150mm throw when opening and closing sash
- Over centre design gives a secure lock when the window is closed
- Cycle tested to over 100,000 operations
- Available in silver grey and white finish. Other RAL colours available on request
- Made in the UK
- Materials: Aluminium alloy with plastic washers or bushes fitted to all moving joints
- Opener variants to suit PVC-u, aluminium, timber and steel windows

Tip: We recommend using a single opener on sash widths up to 500mm, two openers plus link bar on sash widths 600mm to 900mm and three openers plus link bar for sash widths 900mm to 1500mm.


**WINDOW
WARE**

We've got it

**STRAND
HARDWARE
LIMITED**

• THE BEST WAY OUT... •

DUOFLEX™
FOLDING OPENER



High-level operated system shown

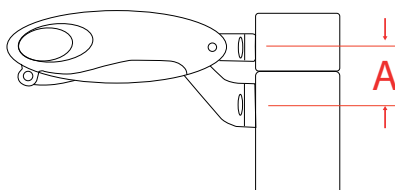
Duoflex Folding Opener

High- or Low-level operation for PVCu, Timber & Aluminium Windows

Flush and Stepped Technical Details

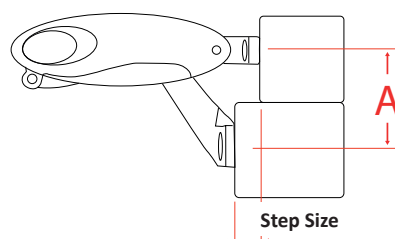
Flush Folding Openers for Aluminium / Timber and Steel casements

DIMENSION A (VERTICAL SCREW FIXINGS)	PLATE HEIGHT		THROW		FINISH	
	FRAME FIX	SASH FIX			SILVER	WHITE
29mm	19mm	11.5mm	150mm	0-10mm	SDF100220	SDF100225




Stepped Folding Openers for PVCu casements

DIMENSION A (VERTICAL SCREW FIXINGS)	PLATE HEIGHT		THROW		FINISH	
	FRAME FIX	SASH FIX			SILVER	WHITE
48mm	19mm	11.5mm	150mm	0-26mm	SDF100320	SDF100325



Folding opener accessories

These accessories enable you to refine your folding opener system to achieve a perfect fit, ideal functionality and a professional finish every time. Our selection of different width packers let you accommodate intermediate step sizes, while tandem bar ends caps ensure a neat finish and a solid build. If you use a single opener on it's own, but you need a pole, you will also require the pole adaptor listed below.



Accessories

KEY	DESCRIPTION	SIZE	BLACK	SILVER	WHITE
A	Operating Pole	1000mm	-	SDF501000	-
A	Operating Pole	1500mm	-	SDF501500	-
A	Operating Pole	2000mm	-	SDF502000	-
-	Pole Adapter	-	-	SDF59999	-
B	Link Bar	300mm	-	SDF210300	SDF200300
B	Link Bar	600mm	-	SDF210600	SDF200600
B	Link Bar	900mm	-	SDF210900	SDF200900
B	Link Bar	1000mm	-	SDF211000	SDF201000
C	Link Bar End Caps	-	SDF30005	-	-
D	Centre Ring	-	-	SDF40001	SDF40000