

**WINDOW
WARE**

We've got it

SUPA™

**Stainless
Steel**

Supa™ Stainless Steel
Pull Bar Door Handles,
Knobs & Escutcheons Range

Supa™ Stainless Steel Range

Selection Guide

CHOOSE SUPA™

Looking for strong, hard-working door pull handles, knobs and escutcheons that stay looking stylish no matter what mother nature throws at them? The Supa™ stainless steel range has undergone rigorous testing to guarantee ultimate durability and corrosion resistance. Take your pick from a range of products to suit any composite, aluminium or timber door.



- 25-year mechanical guarantee
- Independently tested to BS EN 1670:2007 Grade 5
- Corrosion tested to 480 hours salt spray with a 25-year surface finish guarantee
- Also tested beyond the British Standard to 1000 hours salt spray for ultimate environmental resistance

SUPA™ Stainless Steel Escutcheons

SUPA™ Inline Stainless Steel Pull Bar

SUPA™ Offset Stainless Steel Pull Bar

SUPA™ D-shaped Stainless Steel Pull Bar

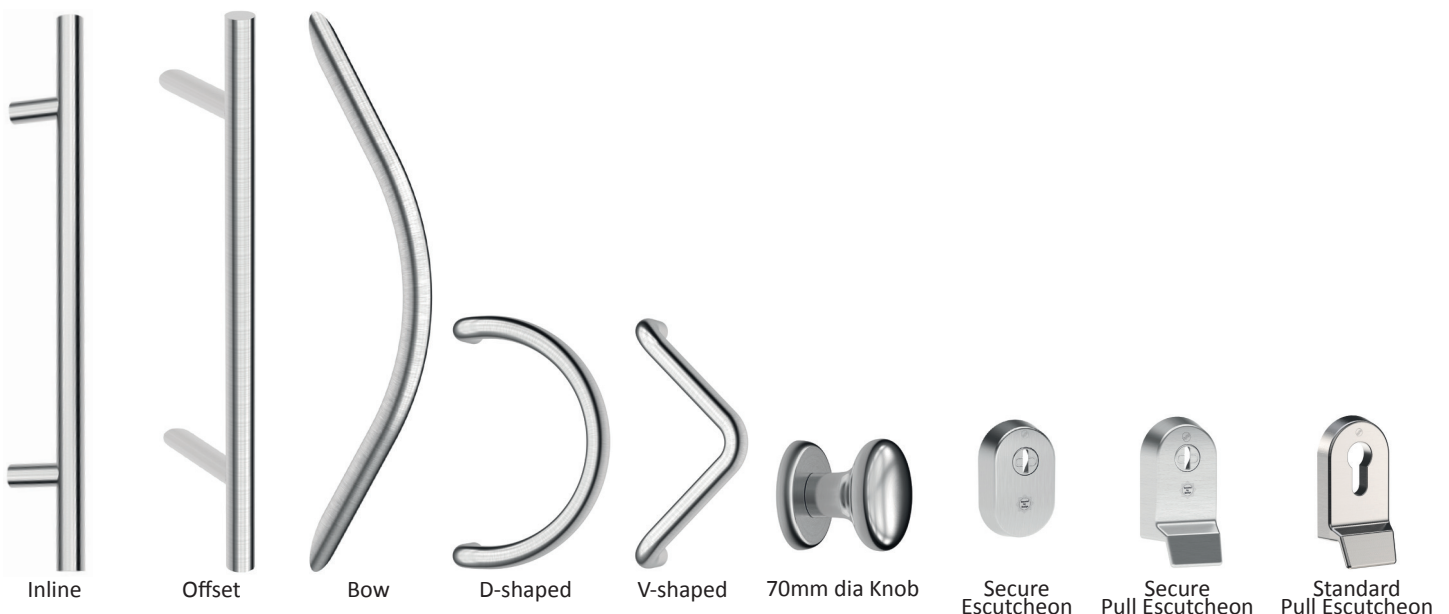
SUPA™ V-shaped Stainless Steel Pull Bar

SUPA™ Bow Stainless Steel Pull Bar

SUPA™ Stainless Steel Door Knob

Page	Guarantee: 25 Year Mechanical	Guarantee: 25 Year Surface	Installation: Concealed Fix	Installation: Back-to-back Offset Fix	Installation: Back-to-back Inline Fix	Installation: Through Fix	Finish: Brushed Stainless Steel
2	10 Year	✓					✓
3-4	✓	✓	✓		✓	✓	✓
5-6	✓	✓	✓	✓		✓	✓
7	✓	✓			✓	✓	✓
8	✓	✓			✓	✓	✓
9	✓	✓	✓		✓	✓	✓
10	✓	✓				✓	✓

OVERVIEW



Supa™ Stainless Steel Escutcheon

SUPA™

Stainless Steel

PRODUCT INFORMATION

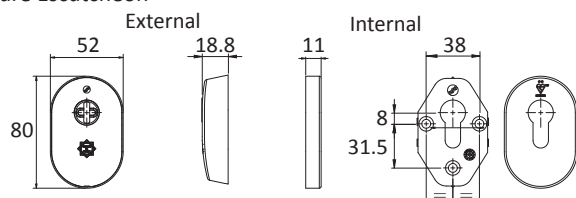


Boasting the same superior surface finish guarantees as the rest of the Supa™ range, these ultra-corrosion resistant stainless-steel escutcheons are most definitely made to last. The Supa™ Secure, Supa™ Secure pull and Supa™ pull variants are made from resilient grade 304 stainless steel, while the Supa™ standard version is even tougher in marine grade 316. That guarantees these escutcheons will be looking great for years to come, whether they're fitted on doors in the heart of the city or right by the sea!

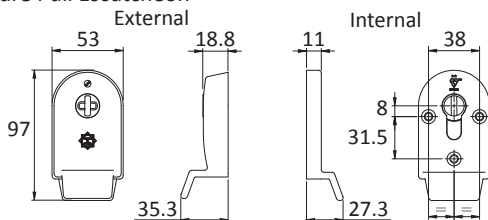
- Three escutcheon designs available
- Suitable for PVCu, composite, aluminium and timber doors
- Clever design features such as clip-on covers conceal screw fixings for a neat finish
- The security versions are Secured by Design accredited, BSI Kitemarked and CE marked to visually deter burglars and resist forced entry.
- Security escutcheons also have chamfered anti-grip shoulders, so burglars can't get leverage and an anti-drill design to protect the cylinder from attack.

TECHNICAL DRAWINGS

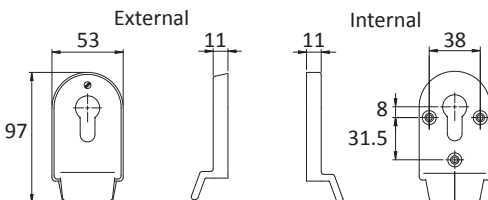
Secure Escutcheon



Secure Pull Escutcheon



Standard Pull Escutcheon



GUARANTEES



FINISHES



Brushed Stainless



Polished PVD Gold



Polished Stainless

PART NUMBERS

Description	Type	TS 007 Approved	Stainless Steel Grade	Size	Brushed Stainless	Polished PVD Gold Stainless	Polished Stainless
Supa Escutcheon	Secure	2 Star	304	52 x 80mm	ESC50001	-	-
Supa Pull Escutcheon	Secure	2 Star	304	53 x 97mm	ESC51001	ESC51008	ESC51002
Supa Pull Escutcheon	Standard	-	304	53 x 97mm	ESC52001	ESC52008	ESC52002

Supa™ Inline Stainless Steel Pull Bar Door Handle

PRODUCT INFORMATION

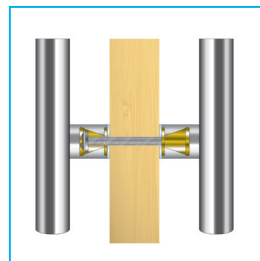


This stainless steel pull door handle from Mila epitomises quality, from the 25-year mechanical and surface finish guarantees, to the resilient stainless steel construction and neat, modern styling. A great handle choice that will look fabulous and function perfectly for years to come.


- 8 different handle lengths to suit any door available from 400mm to 1800mm
- Stylish and practical brushed stainless steel finish won't show finger marks
- Fits both left- and right-handed doors
- Handle can be fitted three different ways with the Supa™ fixing kits (sold separately)
- Choose from through fix, concealed fix or back-to-back inline fix
- Suitable for composite, aluminium and timber doors
- Manufactured from 304 grade stainless steel




3 FIXING OPTIONS



Back-to-back Inline Fix
MPH573310

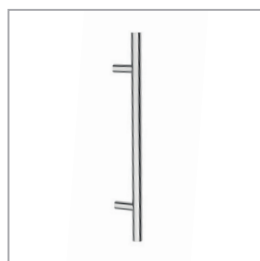


Through Fix
MPH573302



Concealed Fix
MPH573320

FINISHES



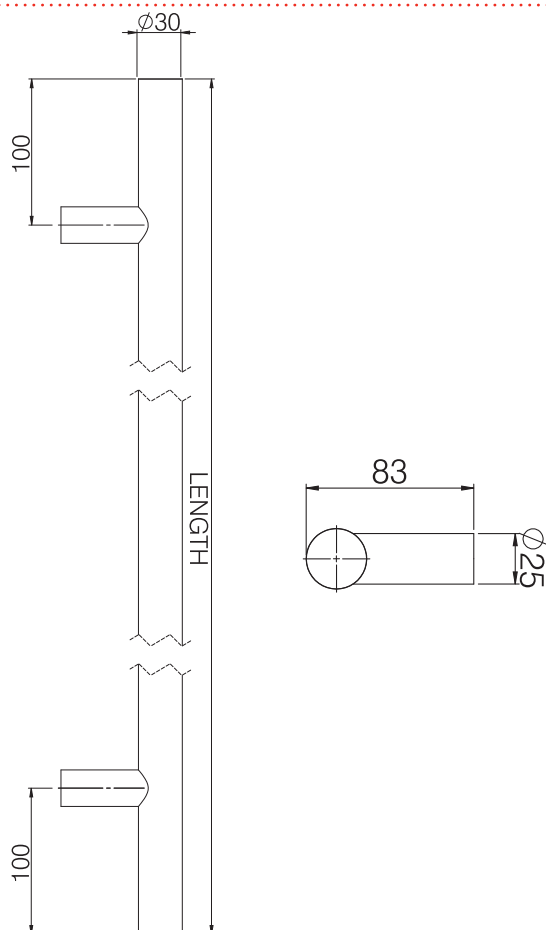
Brushed Stainless

Supa™ Inline Stainless Steel Pull Bar Door Handle

SUPA™

Stainless Steel

TECHNICAL DRAWINGS



GUARANTEE



How many fixing kits do you need?

The fixing kits for the Supa™ stainless steel door pull handle range come in pairs.

That means one fixing kit is sufficient to fit an inline bar Supa™ pull handle up to 1200mm long, which has two fixing points. For Supa™ inline pull bar handles 1400mm or longer which have three fixing points, you'll need to buy two fixing kits.

PART NUMBERS

Description	Type	Stainless Steel Grade	Bar Length	Fixings	No. of Fixing Kits Required	Brushed Stainless
Supa Pull Bar	Inline	304	400mm	2	1	MPH573102
Supa Pull Bar	Inline	304	600mm	2	1	MPH573112
Supa Pull Bar	Inline	304	800mm	2	1	MPH573122
Supa Pull Bar	Inline	304	1000mm	2	1	MPH573132
Supa Pull Bar	Inline	304	1200mm	2	1	MPH573142
Supa Pull Bar	Inline	304	1400mm	3	2	MPH573152
Supa Pull Bar	Inline	304	1600mm	3	2	MPH573162
Supa Pull Bar	Inline	304	1800mm	3	2	MPH573172

Fix Type	Cover Cap dia	Fixings	No Finish	Brushed SS
Through Fix Kit	30mm	2 per kit	-	MPH573302
Back-to-back Inline Fix Kit	30mm	2 per kit	MPH573310	-
Concealed Fix Kit	-	2 per kit	MPH573320	-

Also available in Grade 316 on special order, please contact our sales team

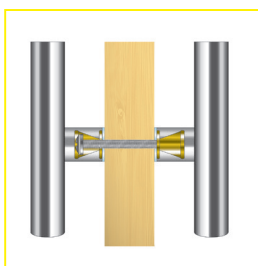
Supa™ Offset Stainless Steel Pull Bar Door Handle

PRODUCT INFORMATION

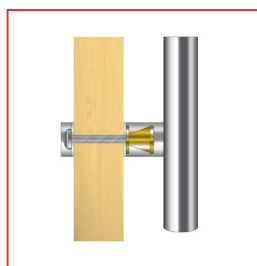
With mechanical and finish guarantees that last a quarter of a century, as well as proven strength and undeniable good looks, this stainless steel offset pull bar door handle from the Mila Supa™ range is an excellent choice for quality aficionados.

- 8 handle lengths to suit your needs (400mm to 1800mm)
- Elegant design to enhance composite, aluminium and timber doors
- Functional brushed stainless steel finish hides finger marks
- Universal fit for left- and right-handed doors
- Handle can be fitted 3 different ways with the Supa™ fixing kits (sold separately)
- Choose from through fix, concealed fix or back-to-back offset fix
- Quality made from 304 grade stainless steel as standard


3 FIXING OPTIONS



Back-to-back Offset Fix
MPH573315



Through Fix
MPH573302



Concealed Fix
MPH573320

FINISHES



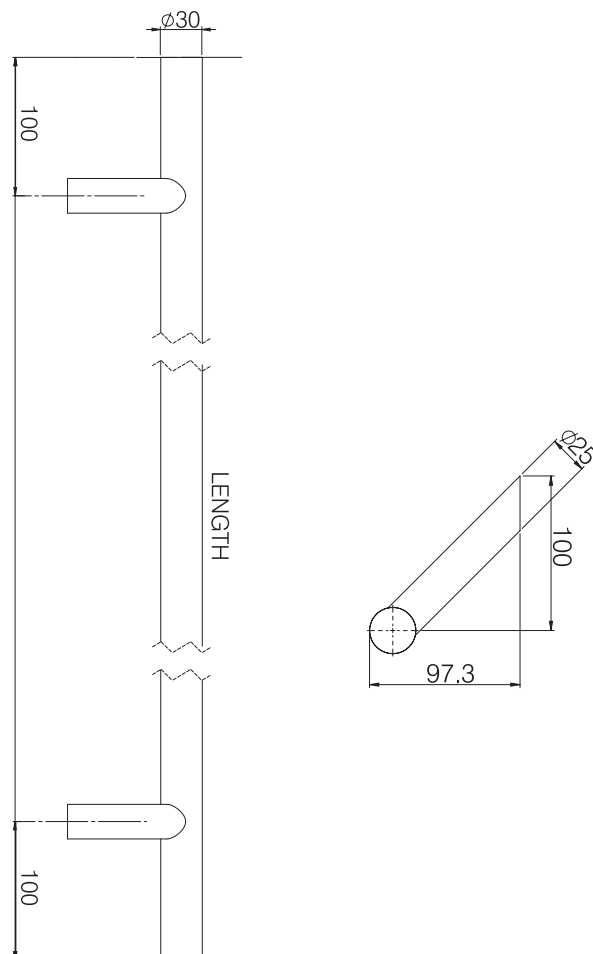
Brushed Stainless

Supa™ Offset Stainless Steel Pull Bar Door Handle

SUPA™

Stainless Steel

TECHNICAL DRAWINGS



GUARANTEE



How many fixing kits do you need?

The fixing kits for the Supa™ stainless steel door pull handle range come in pairs.

That means one fixing kit is sufficient to fit an offset bar Supa™ pull handle up to 1200mm long, which has two fixing points. For Supa™ offset pull bar handles 1400mm or longer which have three fixing points, you'll need to buy two fixing kits.

PART NUMBERS

Description	Type	Stainless Steel Grade	Bar Length	Fixings	No. of Fixing Kits Required	Brushed Stainless
Supa Pull Bar	Offset	304	400mm	2	1	MPH573002
Supa Pull Bar	Offset	304	600mm	2	1	MPH573012
Supa Pull Bar	Offset	304	800mm	2	1	MPH573022
Supa Pull Bar	Offset	304	1000mm	2	1	MPH573032
Supa Pull Bar	Offset	304	1200mm	2	1	MPH573042
Supa Pull Bar	Offset	304	1400mm	3	2	MPH573052
Supa Pull Bar	Offset	304	1600mm	3	2	MPH573062
Supa Pull Bar	Offset	304	1800mm	3	2	MPH573072

Fix Type	Cover Cap dia	Fixings	No Finish	Brushed SS
Through Fix Kit	30mm	2 per kit	-	MPH573302
Back-to-back Offset Fix Kit	30mm	2 per kit	MPH573315	-
Concealed Fix Kit	-	2 per kit	MPH573320	-

Also available in Grade 316 on special order, please contact our sales team

SUPA™**Stainless
Steel**

Supa™ D-shaped Stainless Steel Pull Bar Door Handle

PRODUCT INFORMATION



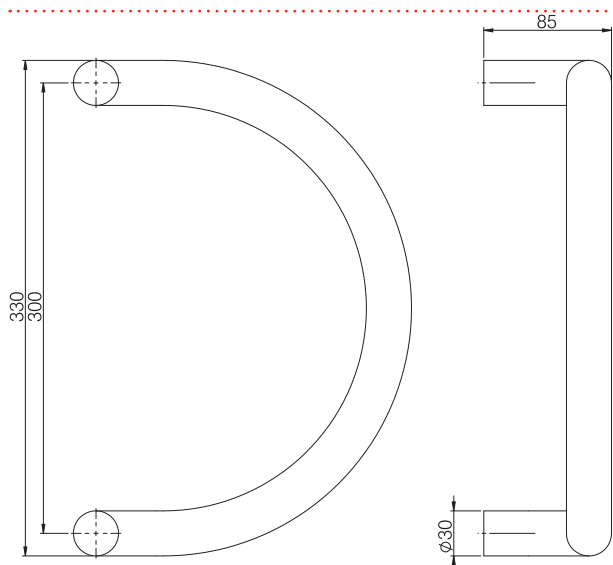
Take the strain out of opening heavy doors in both commercial and domestic properties with the super strong, super stylish Supa™ D-shaped pull door handle from Mila. Made from corrosion-resistant stainless steel, with long-lasting 25-year mechanical and surface finish guarantees, these pull door handles will go the distance.

- Modern design to enhance all types of doors including, composite, aluminium & timber
- Functional brushed stainless steel finish banishes finger prints
- Universal application for left- and right-handed doors
- Handle can be fitted two different ways with the Supa™ fixing kits (sold separately)
- Choose from through fix or back-to-back inline fix
- Manufactured from high-quality 304 grade stainless steel
- Bar length: 330mm

How many fixing kits do you need?

The fixing kits for the Supa™ stainless steel door pull handle range come in pairs. For the D-shaped Pull Bar door handle you'll need 1 pair.

TECHNICAL DRAWINGS

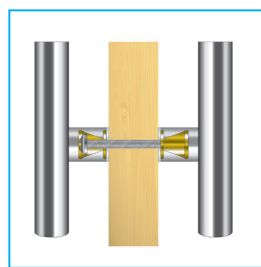


PART NUMBERS


GUARANTEES



2 FIXING OPTIONS



Back-to-back Inline Fix
MPH573310



Through Fix
MPH573302

Description	Shape	Stainless Steel Grade	Cover Cap dia	Bar Length	Fixings	Brushed Stainless
Supa Pull Bar	D-shaped	304	-	330mm	2	MPH573202
Through Fix Kit	-	-	30mm	-	2 per kit	MPH573302
Back-to-back Inline Fix Kit	-	-	30mm	-	2 per kit	MPH573310

Supa™ V-shaped Stainless Steel Pull Bar Door Handle

SUPA™
Stainless Steel

PRODUCT INFORMATION



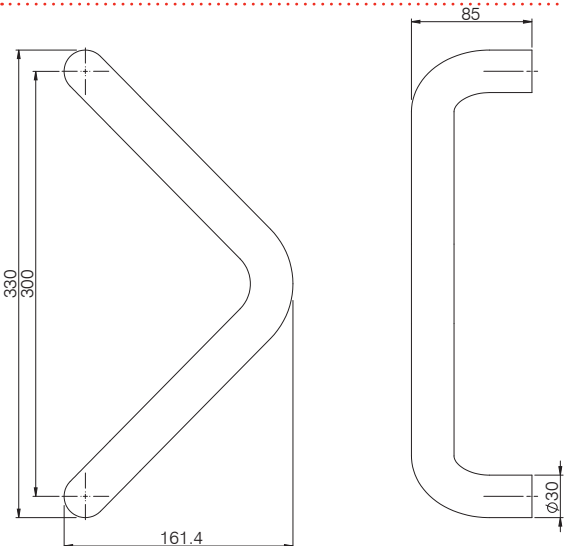
Looking for an eye-catching yet durable pull handle for a door? This stylish stainless steel v-shaped pull handle from the Mila Supa™ range is robust enough to work on both interior and exterior entrances, adding class and more ‘grasp’ to any composite, aluminium and timber door.

- Softly-curved V-shaped pull door handle to enhance all types of doors
- Brushed stainless steel finish won’t show fingerprints
- Suits both left- and right-handed doors
- Handle can be fitted two different ways with the Supa™ fixing kits (sold separately)
- Choose from through fix or back-to-back inline fix
- Constructed from high-quality 304 grade stainless steel for unbeatable corrosion resistance
- Bar length 330mm

How many fixing kits do you need?

The fixing kits for the Supa™ stainless steel door pull handle range come in pairs. For the V-shaped Pull Bar door handle you’ll need 1 pair.

TECHNICAL DRAWINGS

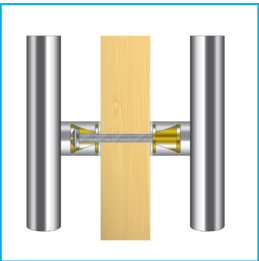


PART NUMBERS


GUARANTEES



2 FIXING OPTIONS



Back-to-back Inline Fix
MPH573310




Through Fix
MPH573302

Description	Shape	Stainless Steel Grade	Cover Cap dia	Bar Length	Fixings	Brushed Stainless
Supa Pull Bar	V-shaped	304	-	330mm	2	MPH573212
Through Fix Kit	-	-	30mm	-	2 per kit	MPH573302
Back-to-back Inline Fix Kit	-	-	30mm	-	2 per kit	MPH573310

Supa™ Bow-shaped Stainless Steel Pull Bar Door Handle

PRODUCT INFORMATION



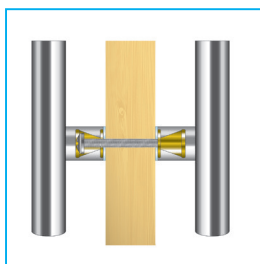
Pull open any door in style and comfort with this stainless steel bow-shaped pull door handle from Mila. The rounded, tubular bar is designed to fit perfectly in the hand during use for a firm, smooth grip. It's made from high-grade stainless steel to give excellent strength and corrosion resistance.

- Gentle bow shape pull door handle for composite, aluminium and timber doors
- Brushed stainless steel finish – resists fingerprints!
- Fits both left- and right-handed doors
- Handle can be fitted three different ways with the Supa™ fixing kits (sold separately)
- Choose from through fix, concealed fix or back-to-back inline fix
- Constructed from high-quality 304 grade stainless steel for high levels of corrosion resistance
- Bar length 588mm


How many fixing kits do you need?

The fixing kits for the Supa™ stainless steel door pull handle range come in pairs. For the Bow Pull Bar door handle you'll need 1 pair.


3 FIXING OPTIONS



Back-to-back Inline Fix
MPH573310



Through Fix
MPH573302



Concealed Fix
MPH573320

PART NUMBERS

Description	Shape	Stainless Steel Grade	Bar Length	Fixings	Brushed Stainless
Supa Pull Bar	Bow-shaped	304	588mm	2	MPH573222

Fix Type	Cover Cap dia	Fixings	No Finish	Brushed SS
Through Fix Kit	30mm	2 per kit	-	MPH573302
Back-to-back Inline Fix Kit	30mm	2 per kit	MPH573310	-
Concealed Fix Kit	-	2 per kit	MPH573320	-

GUARANTEES



Supa™ Stainless Steel Door Knob

SUPA™

Stainless
Steel

PRODUCT INFORMATION



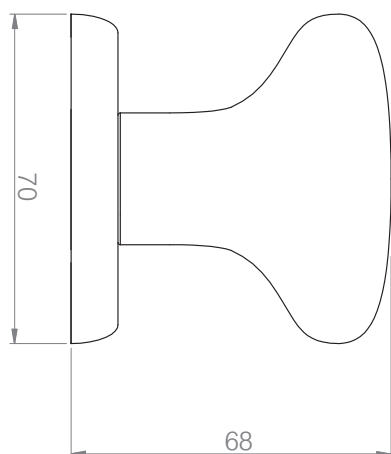
The hardest piece of hardware in the Mila Supa™ pull handle range, this classic door knob is made of 316 marine grade stainless steel as standard, capable of resisting rust, corrosion and surface pitting even in extreme conditions.

- Made from highly corrosion-resistant 316 marine grade stainless steel – an ideal choice for properties in coastal regions or polluted environments.
- Brushed finish requires less effort to keep clean
- Door knob can be fitted with the Supa™ through fix fixing kit (sold separately)
- 70mm diameter
- Projects 68mm from door surface

How many fixing kits do you need?

The fixing kits for the Supa™ stainless steel door pull handle range come in pairs, so one fixing kit is sufficient to fit two door knobs.

TECHNICAL DRAWINGS



GUARANTEES




FINISHES



Brushed Stainless

FIXING OPTION



Through Fix
MPH573302

PART NUMBERS

Description	Stainless Steel Grade	Cover Cap dia	Knob dia	Fixings	Brushed Stainless
Supa Door Knob	316	-	70mm	1	MPH574002
Through Fix Kit	-	30mm	-	2 per kit	MPH573302

Supa™ Stainless Steel Door Pull Handles, Knobs & Escutcheons Overview

SUPA™

Stainless Steel

How many fixing kits do you need?

The fixing kits for the Supa™ stainless steel door pull handle range come in pairs. That means one fixing kit is sufficient to fit two Supa™ door knobs or a single shaped / bar Supa™ pull handle up to 1200mm long, which has two fixing points. For Supa™ offset and inline pull bar handles 1400mm or longer which have three fixing points, you'll need to buy two fixing kits.

Description	Type	Stainless Steel Grade	Bar Length	Fixings	No. of Fixing Kits Required	Fixing Type	Brushed Stainless
Supa Pull Bar	Inline	304	400mm	2	1		MPH573102
Supa Pull Bar	Inline	304	600mm	2	1		MPH573112
Supa Pull Bar	Inline	304	800mm	2	1		MPH573122
Supa Pull Bar	Inline	304	1000mm	2	1		MPH573132
Supa Pull Bar	Inline	304	1200mm	2	1		MPH573142
Supa Pull Bar	Inline	304	1400mm	3	2		MPH573152
Supa Pull Bar	Inline	304	1600mm	3	2		MPH573162
Supa Pull Bar	Inline	304	1800mm	3	2		MPH573172
Supa Pull Bar	Offset	304	400mm	2	1		MPH573002
Supa Pull Bar	Offset	304	600mm	2	1		MPH573012
Supa Pull Bar	Offset	304	800mm	2	1		MPH573022
Supa Pull Bar	Offset	304	1000mm	2	1		MPH573032
Supa Pull Bar	Offset	304	1200mm	2	1		MPH573042
Supa Pull Bar	Offset	304	1400mm	3	2		MPH573052
Supa Pull Bar	Offset	304	1600mm	3	2		MPH573062
Supa Pull Bar	Offset	304	1800mm	3	2		MPH573072
Supa Pull Bar	Bow-shaped	304	588mm	2	1		MPH573222
Supa Pull Bar	D-shaped	304	330mm	2	1		MPH573202
Supa Pull Bar	V-shaped	304	330mm	2	1		MPH573212
Description		Stainless Steel Grade	Knob dia	Fixings	No. of Fixing Kits Required	Fix Type	Brushed Stainless
Supa Door Knob		316	70mm	1	1		MPH574002
Fixing Type		Cover Cap dia		Fixings	No Finish		Brushed Stainless
Through Fix Kit		30mm		2 per kit	-		MPH573302
Back-to-back Inline Fix Kit		30mm		2 per kit	MPH573310		-
Back-to-back Offset Fix Kit		30mm		2 per kit	MPH573315		-
Concealed Fix Kit		-		2 per kit	MPH573320		-
Description	Type	TS 007 Approved	Stainless Steel Grade	Size	Brushed Stainless	Polished PVD Gold Stainless	Polished Stainless
Supa Escutcheon	Secure	2 Star	304	52 x 80mm	ESC50001	-	-
Supa Pull Escutcheon	Secure	2 Star	304	53 x 97mm	ESC51001	ESC51008	ESC51002
Supa Pull Escutcheon	Standard	-	304	53 x 97mm	ESC52001	ESC52008	ESC52002

available from

T 01234 242724 | E sales@windowware.co.uk

www.windowware.co.uk

