

HIGHLINE Manual and Electric Controls

Please complete & email to sales@windowware.co.uk



Please Tick	Quote	<input type="checkbox"/>	Order	<input type="checkbox"/>
	Company Name	<input type="text"/>		
Delivery Address	<input type="text"/>			
Contact	<input type="text"/>			
Email	<input type="text"/>			
Tel. No.	<input type="text"/>			
Fax No.	<input type="text"/>			
Date	<input type="text"/>			
Required Delivery Date	<input type="text"/>			

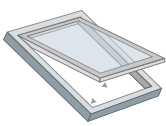
HIGHLINE[®]
WINDOW CONTROLS

Window Ware
Telford way, Cross Park,
Bedford MK42 0PQ
Phone | 01234 242724

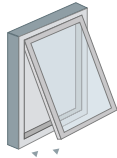
Please use one form per vent type and size. For examples please see over.

How are the vents hinged - Top-hung, Bottom-hung, Side-hung etc?

Please tick in the box below



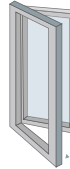
Roof Vent or Roof Light
Not suitable for electric control



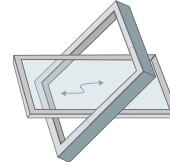
Top-hung Awning



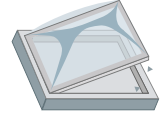
Bottom-hung Hopper



Side-hung Casement



Horizontal Pivot

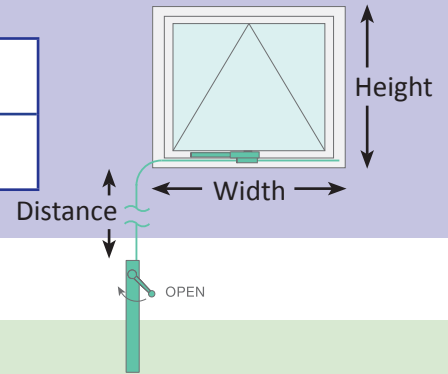


Dome

Dimensions of the opening vent size:

Height:

Width:



Please complete either Manual or Electric controlled

MANUAL CONTROLLED

Handle Distance from vent:

No. of vents:

MATERIAL USED: PVCu:

Aluminium:

Timber:

ELECTRIC CONTROLLED

No. of vents:

How many actuators:

Note: If the vent is wider than 1250mm then 2 or more actuators are required

Control unit:

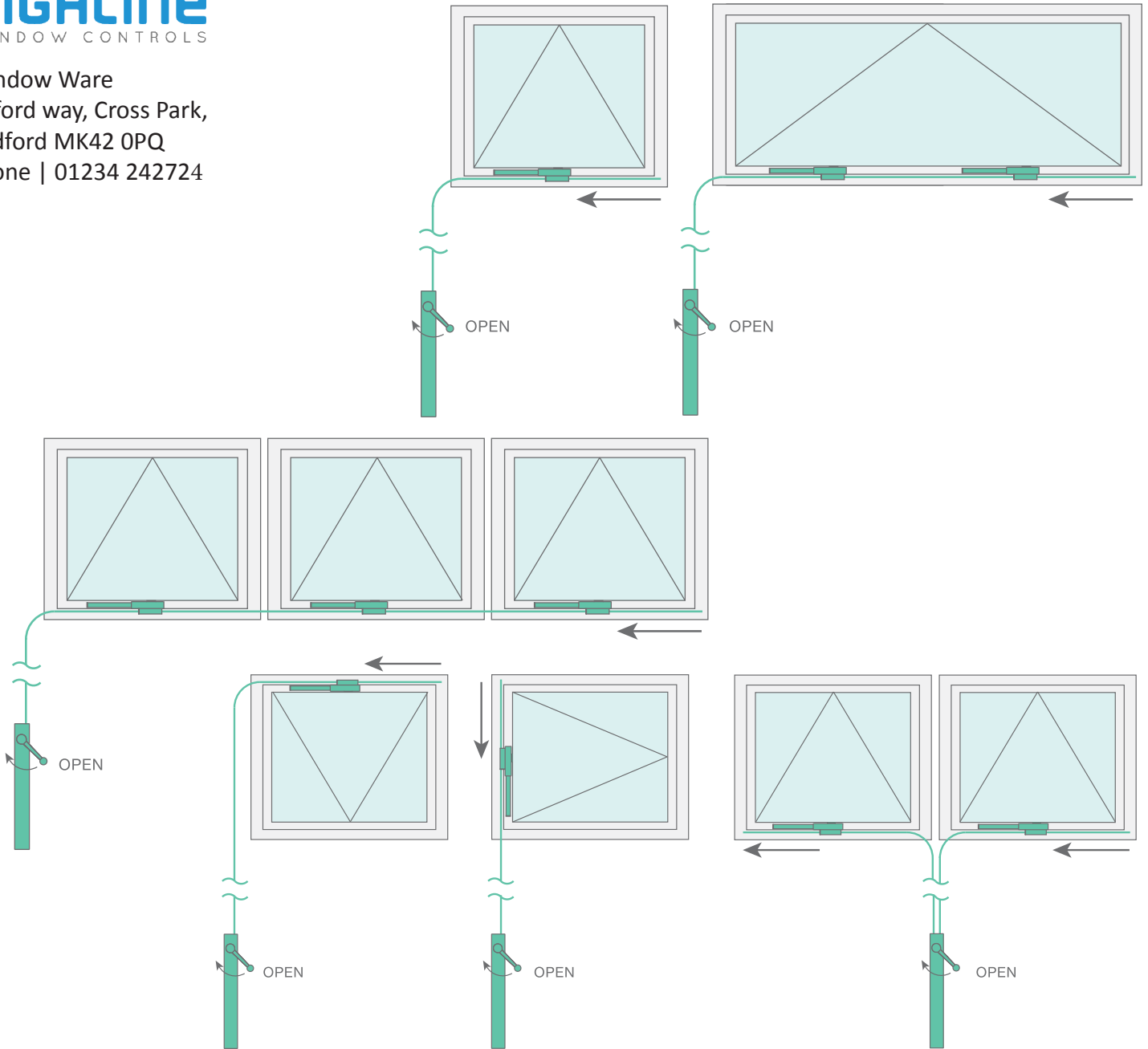
No. of switches:

Need assistance? Please view our online Highline Window Controls brochure at www.windowware.co.uk/highline-window-controls-brochure

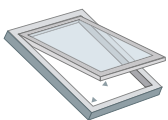
INSTALLATION EXAMPLES

HIGHLINE[®]
WINDOW CONTROLS

Window Ware
Telford way, Cross Park,
Bedford MK42 0PQ
Phone | 01234 242724

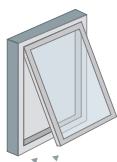


WINDOW/VENT TYPES



Roof Vent
or Roof Light


Not suitable for electric control



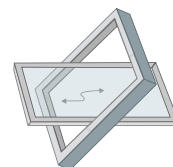
Top-hung
Awning



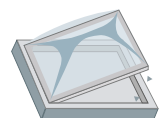
Bottom-hung
Hopper



Side-hung
Casement



Horizontal
Pivot



Dome