



# LK-2100 Series Reversible Deadlatch

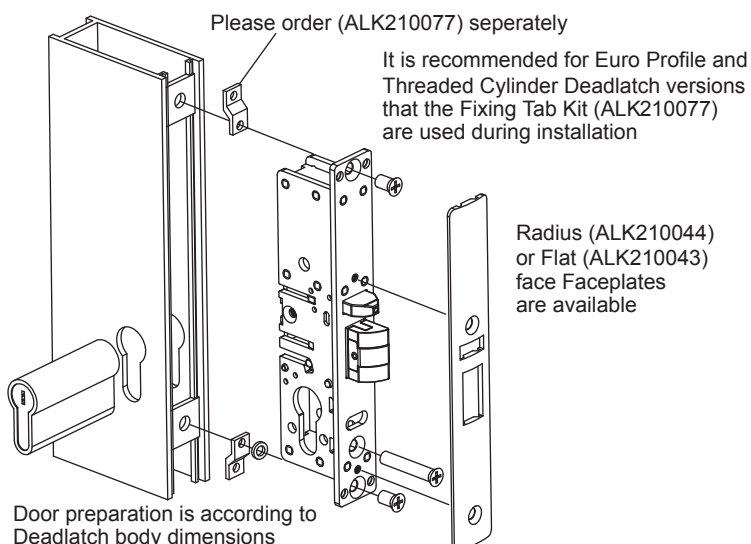
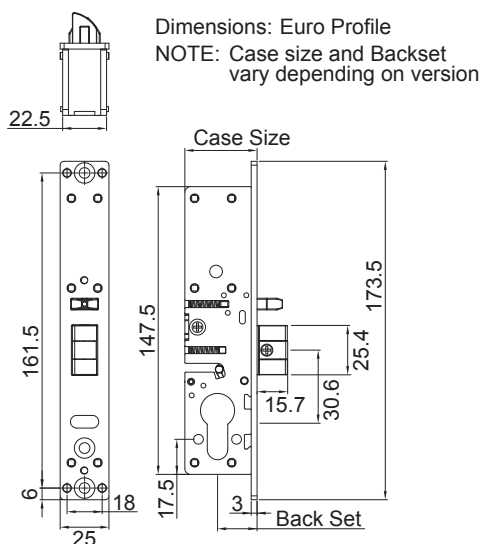
## PRODUCT INFORMATION



The Axim LK-2100 series fully reversible deadlatch is non-handed for ultimate flexibility, cost-effectiveness and reduced stock holding. The LK-2100 deadlatch series accepts euro profile cylinders, with a choice of 25, 28 and 38mm backsets and strike plates to suit most single and double door configurations. An all metal case, sturdy construction and hardened steel pins help to prolong life and resist burglar attack.

- Latch bolt can be reversed without opening the deadlatch case
- Accepts euro profile cylinders
- 3 backsets available: 25mm, 28mm and 38mm
- Strike plates available to suit single and double door applications
- A reverse turn of the key while the bolt is retracted retains the latch in the case to allow two-way traffic when required
- All metal case and strong construction prevent certain unauthorised case entry
- Flat face or radius face faceplates available separately
- Suitable for use with the ES-2200 Electric Strikes
- 30 months manufacturer's guarantee

## TECHNICAL DRAWINGS



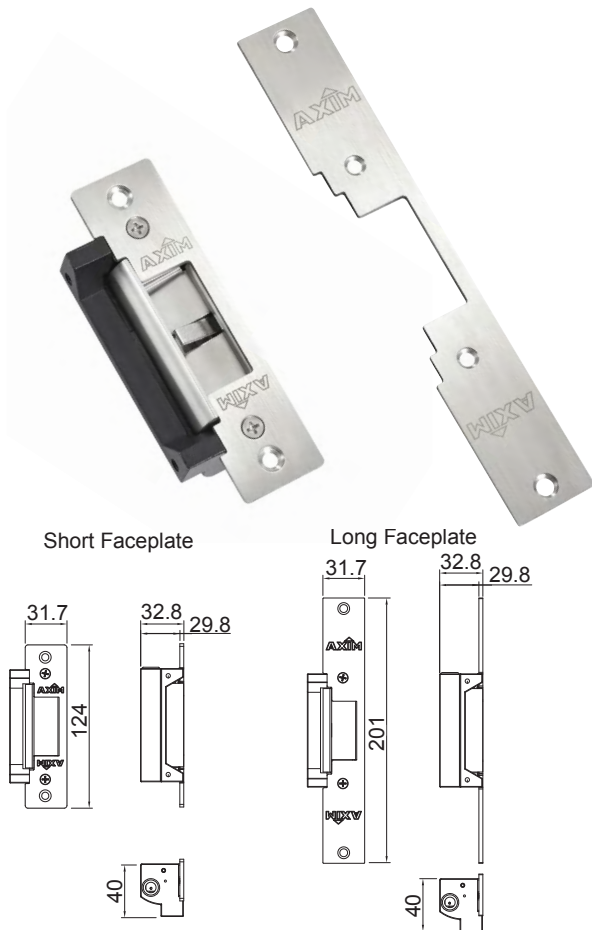
## PART NUMBERS

Cylinder Type	Backset	Part Code	Box Qty
Euro Profile	25mm	ALK21025E	12
Euro Profile	28mm	ALK21028E	12
Euro Profile	38mm	ALK21038E	12

# ES-2200 Electric Strike



## PRODUCT INFORMATION



The Axim ES-2200 series of electric strikes are an ANSI style door release designed to work with most leading brand deadlocking night latch locks. They come complete with stainless-steel short and long faceplates for use in most metal or timber door frame applications. The Axim ES-2200 series are shipped as fail-secure and can be converted to fail-safe mode by the simple removal of a screw. The Axim ES-2200 can also be set to 12V or 24V by simply re-configuring the wires in a different sequence.

- 450kg Holding Force
- Simple fail-safe/fail-secure changeover
- Easy installation
- Can be set to 12/24V AC/DC on site
- AC fail-secure only & DC fail-safe/fail-secure
- Comes with stainless-steel flat design face plates in two sizes:  
Short: 124mm x 31.7mm, Long - 201.5mm x 31.7mm
- Simple, effective replacement for most leading brand ANSI electric releases
- Supplied with 250mm of cable
- 10mm, 25mm and 50mm extension lips available
- Power consumption and current draw:  
12/24V DC – 300mA, 24/24V DC – 150mA

## PART NUMBERS

Description	Part Code
Electric Strike	AES22000S

# Extension Lip for ES-2200 Electric Striker



## PRODUCT INFORMATION



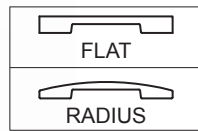
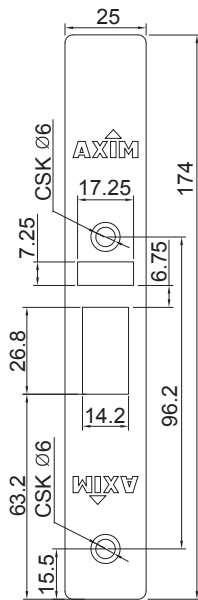
If you're fitting the Axim ES-2200 electric strike to a deep door frame, then these extension lips will help to protect the frame and create a neater, professional finish on the install cut-out.

- Available in three sizes – 10mm, 25mm or 50mm

## PART NUMBERS

Description	Size	Fixings
Extension Lip for ES-2200 Electric Striker	10mm	AES220010
Extension Lip for ES-2200 Electric Striker	25mm	AES220025
Extension Lip for ES-2200 Electric Striker	50mm	AES220050

# Faceplate for LK-2100 Series Reversible Deadlatches



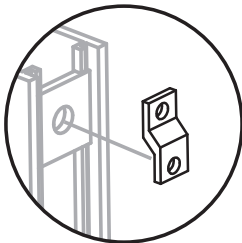
These faceplates are used with Axim's LK-2100 Series euro profile reversible deadlatches to offer flexible access control on commercial doors both during and after business hours.

- Flat or radius faceplates available
- Natural satin silver anodized finish
- Specified for use alongside the Axim ES-2200 Electric Striker
- The fixing tab kit (ALK210077 below) is recommended for use during installation
- 30-months manufacturers guarantee

## PART NUMBERS

Description	Shape	Part Code	Box Qty.
25 x 174mm	Flat Face	ALK210043	1
25 x 174mm	Radius Face	ALK210044	1

# Faceplate Fixing Tab Kit for LK-2100 Series Reversible Deadlatches



These fixing tab kits are recommended for use during installation and help to ensure the faceplate is installed firmly and securely into a euro profile door.

## PART NUMBERS

Description	To Fit	Bar Length	Box Qty.
Fixing Tab	LK-2100	ALK210077	1 pair

# Flat Strike Plate for LK-2100 Reversible Deadlatch



These flat strike plates are used with Axim's LK-2100 Series euro profile reversible deadlatches to offer flexible access control on commercial doors both during and after business hours.

- Available widths: 48mm & 72mm

## PART NUMBERS

Width	Part Code	Box Qty.
48mm	ALK216516	1
72mm	ALK217515	1

