



**10**  
YEAR WARRANTY

**PAS 24**  
PASSED



## Bi-fold Hardware


Hardware to suit all folding door configurations and materials

### Features:

- Complete range of hinges, handles, rollers and more
- High-quality components
- Strong and durable
- Smooth slide and open mechanism
- Fully tested to PAS 24

For bi-fold multipoint lock options see pages 67-70.

KEY	DESCRIPTION	PAGE NO.
A	Top Guide Assembly	92
B	Roller Assembly	92
C	Mullion Top Guide for Passive Door	93
D	Mullion Roller for Passive Door	93
E	Door Hinge	95
F1 & F2	Door Magnets	95
G1	D-handle with Hinge	94
G2	Stack-in D-handle Hinge	94
H1	Flat Door Handle with Escutcheon	97
H2	Flat Door Handle without Escutcheon	97
J	Shootbolt Rods	97
K	Shootbolt Rod Cone	97
L	Shootbolt Rod Guide	97
M	Shootbolt Gearbox	96
N	Shootbolt Gearbox Cover	96





## Bi-fold Door Top Guide Assembly



This top guide assembly from Glide Hardware is used above the roller at the top of bi-fold door installations wherever two hinged door leaves sit in the running track. It works with the bi-fold roller to ably support moving door panels top and bottom and keep the whole system consistently tracking and operating smoothly.

- Security tested to PAS 24
- Quality manufactured to BS EN ISO 9001:2015
- All rollers, clamp plates and fittings supplied
- Suitable for door panels up to 100kg and 1200mm wide
- Chrome-plated brass wheels & high-quality bearings achieve smooth sliding function
- Main body manufactured from corrosion-resistant die-cast ZP5 Zinc alloy
- Available in black RAL9005 and HIPCA white
- 10-year manufacturer's warranty



PROFILE SYSTEM	HIPCA WHITE	BLACK RAL9005	BOX QTY.
Smarts Alitherm 1000, Exlabesa	GBF21000	GBF21005	10
AluK	-	GBF21015	10



## Standard Bi-fold Roller Assembly



These robust bi-fold rollers are used at the bottom of folding door installations wherever two hinged panels are sitting directly onto the track. Each roller assembly works with a top guide to support the moving door leaves top and bottom and keep your bi-fold door system consistently tracking smoothly.

- Security tested to PAS 24
- Quality manufactured to BS EN ISO 9001:2015
- All rollers, clamp plates and fittings supplied
- Suitable for door panels up to 100kg and 1200mm wide
- Chrome-plated brass wheels & high-quality bearings mounted on 303 austenitic stainless-steel axles achieve smooth sliding function
- Main roller body manufactured from die-cast ZP5 Zinc alloy
- Available in black RAL9005 and HIPCA white
- 10-year manufacturer's warranty



PROFILE SYSTEM	HIPCA WHITE	BLACK RAL9005	BOX QTY.
Smarts Alitherm 1000, Exlabesa	GBF20000	GBF20005	10
AluK	-	GBF20015	10



**10**  
YEAR WARRANTY

**PAS 24**  
✓ **PASSED**

## Mullion Top Guide for Passive Bi-fold Door



Used when you have an uneven number of bi-fold door panels, the mullion top guide sits in the nylon track at the top corner of a single hinged door panel and works with the mullion roller at the bottom to ensure effortlessly smooth fold and slide operation.



- Security tested to PAS 24
- Quality manufactured to BS EN ISO 9001:2015
- Suitable for door panels up to 100kg and 1200mm wide
- Chrome-plated brass wheels & high-quality bearings achieve smooth sliding function
- Main body manufactured from corrosion-resistant die-cast ZP5 Zinc alloy
- Mounted on austenitic stainless-steel spindles
- Available in black RAL9005 and HIPCA white
- 10-year manufacturer's warranty



HIPCA WHITE	BLACK RAL9005	BOX QTY.
GBF31000	GBF31005	10



**10**  
YEAR WARRANTY

**PAS 24**  
✓ **PASSED**

## Mullion Roller for Passive Bi-fold Door



Used when you have an uneven number of bi-fold door panels, this single mullion roller sits in the nylon track at the bottom of a single hinged door panel and works with the mullion top guide to ensure effortlessly smooth fold and slide operation.



- Security tested to PAS 24
- Quality manufactured to BS EN ISO 9001:2015
- Suitable for door panels up to 100kg and 1200mm wide
- Chrome-plated brass wheels & high-quality bearings achieve smooth sliding function
- Main body manufactured from corrosion-resistant die-cast ZP5 Zinc alloy
- Available in black RAL9005 and HIPCA white
- 10-year manufacturer's warranty



HIPCA WHITE	BLACK RAL9005	BOX QTY.
GBF30000	GBF30005	10



Bi-fold Door D-Handle with Hinge

100kg  
MAX  
PER PANEL

10  
YEAR WARRANTY

PAS 24  
PASSED

This D-handle with hinge is used instead of a centre hinge on stack-out bi-fold door configurations where two hinged panels do not sit on the track, providing extra leverage to pull the panels shut. All Glide Hardware bi-fold hinges are designed to form a strong, flexible and secure joint between door leaves, as well as give a smooth, superior folding action.

- Security tested to PAS 24
- Quality manufactured to BS EN ISO 9001:2015
- All clamp plates and fittings supplied
- Suitable for door panels up to 100kg and 1200mm wide
- Ergonomic D-handle made from die cast zinc
- Hinge made from extruded aluminium for greater toughness and accuracy with stainless steel pins for strength and durability
- Available in black RAL9005, HIPCA white and polished chrome
- 10-year manufacturer's warranty



G1

HIPCA WHITE	CHROME	BLACK RAL9005	BOX QTY.
GBF50000	GBF50002	GBF50005	10



Bi-fold Door Stack-in D-Handle Hinge

100kg  
MAX  
PER PANEL

10  
YEAR WARRANTY

PAS 24  
PASSED

This open-in bi-fold door pull D-handle from Glide Hardware is designed for internal use on bi-fold door systems to deliver a firm, comfortable hold when opening and closing stack-in door sets.

- Security tested to PAS 24
- Quality manufactured to BS EN ISO 9001:2015
- All clamp plates and fittings supplied
- Suitable for door panels up to 100kg and 1200mm wide
- Comfortable ergonomic D-handle made from die cast zinc
- Available in black RAL9005 and HIPCA white
- 10-year manufacturer's warranty



G2

HIPCA WHITE	BLACK RAL9005	BOX QTY.
GBF51000	GBF51005	10



**10**  
YEAR WARRANTY


**PAS 24**  
✓ **PASSED**



## Bi-fold Door Hinge

These high-quality PAS 24 compliant hinges are used to form a joint between two door panels or between the hinged door and frame to achieve a smooth, superior folding operation. And once the doors are shut, they'll ensure a flush, firm and secure seal to keep out moisture or drafts and deter burglars.

- Security tested to PAS 24
- Quality manufactured to BS EN ISO 9001:2015
- All clamp plates and fittings supplied
- Suitable for door panels up to 100kg and 1200mm wide
- Hinge made from extruded aluminium for greater toughness and accuracy
- Hinge pins are stainless steel for strength and durability
- Available in black RAL9005 and HIPCA white
- 10-year manufacturer's warranty



PROFILE SYSTEM	HIPCA WHITE	BLACK RAL9005	BOX QTY.
Smarts Alitherm 1000, Exlabesa	GBF40000	GBF40005	10
AluK	-	GBF40015	10

E



**10**  
YEAR WARRANTY

**PAS 24**  
✓ **PASSED**



## Square Bi-fold Door Magnet

These bi-fold door magnets/bi-fold magnetic door catches from Glide Hardware are available in two different sizes and are used to firmly and safely hold the door leaves in the folded position.

- Cube sizes: 26mm = 2 x (30 x 30 x 12.8mm)  
60mm = 2 x (30 x 30 x 30.6mm)
- Quality manufactured to BS EN ISO 9001:2015
- Designed to work on door panels up to 100kg and 1200mm wide
- 10-year manufacturer's warranty
- Available finishes: black RAL9005, HIPCA white, polished chrome and brushed steel



SIZE	HIPCA WHITE	CHROME	BRUSHED STEEL	BLACK RAL9005	BOX QTY.
26mm	CBF72600	CBF72602	-	CBF72605	10
60mm	CBF76000	CBF76002	CBF76003	CBF76005	10

F1

F2

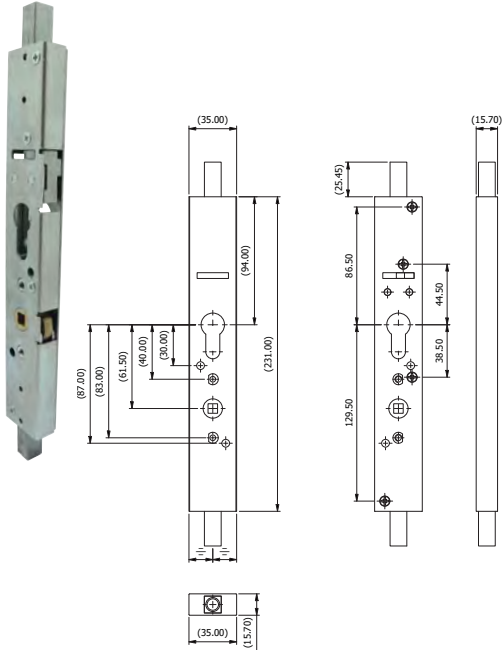


Bi-fold Door Locking  
Shootbolt Gearbox



Glide Hardware’s rugged locking mechanism for bi-fold doors can be fitted to secure folding door sets in the closed position. The gearbox drives a sturdy 10mm wide shootbolt from the traffic door so it can’t be forced open. This delivers PAS 24 certified security performance that meets Document Q requirements for new builds and brings added peace of mind to homeowners.

- Security tested to PAS 24
- Quality manufactured to BS EN ISO 9001:2015
- Suitable for door panels up to 100kg and 1200mm wide
- 10-year manufacturer’s warranty



M

PART CODE	BOX QTY.
CBF60000	10

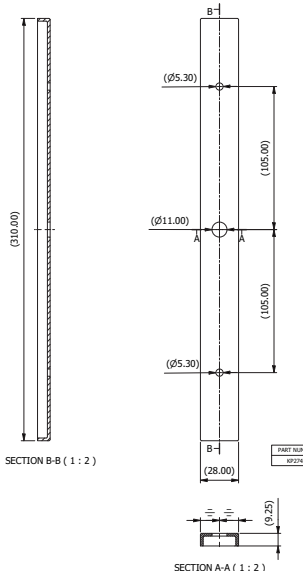


Cover for Bi-fold Door  
Shootbolt Gearbox



This black plastic cover is designed to hide the Glide Hardware shootbolt lock recess on the traffic door of a fold and slide door installation to give a neat and streamlined finish.

- Made from black nylon
- Quality manufactured to BS EN ISO 9001:2015
- 10-year manufacturer’s warranty



N

BLACK RAL9005	BOX QTY.
CBF61000	10





**10**  
YEAR WARRANTY

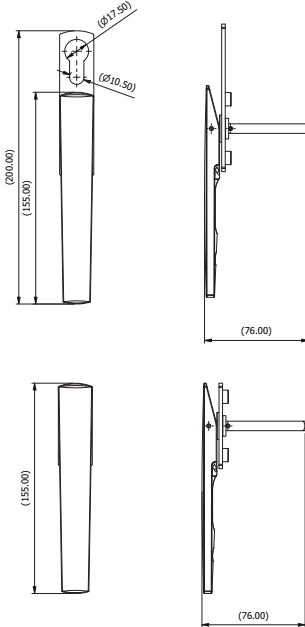
**PAS 24**  
PASSED



## Bi-fold Door Handle with or without Escutcheon

Part of the Glide Hardware folding door hardware range, this sleek and robust bi-fold shootbolt door handle accommodates a cylinder and works with the locking gearbox to operate the shootbolt system and secure the traffic door. Locking handles like these offer excellent crime-beating protection and increased peace of mind to keep security-conscious homeowners and insurance providers happy.

- Security tested to PAS 24
- Quality manufactured to BS EN ISO 9001:2015
- Suitable for door panels up to 100kg and 1200mm wide
- Available in black RAL9005, HIPCA white, polished chrome, brushed steel and gold
- 10-year manufacturer's warranty



H1

H2

FINISH	WITH ESCUTCHEON	WITHOUT ESCUTCHEON	BOX QTY.
HIPCA WHITE	CBF10000	CBF11000	10
CHROME	CBF10002	CBF11002	10
BRUSHED STEEL	CBF10003	CBF11003	10
GOLD	CBF10009	CBF11009	10
BLACK RAL9005	CBF10005	CBF11005	10



**10**  
YEAR WARRANTY

**PAS 24**  
PASSED



## Shootbolt Rods, Cones & Guides

**Glide Hardware bi-fold door M10 threaded rod** - This shootbolt rod works with the Glide Hardware bi-fold locking gearbox to secure the traffic door on folding door installations against forced entry.

- M10 x 1500mm long rods
- Security tested to PAS 24
- Designed to work on door panels up to 100kg and 1200mm wide

**Glide Hardware bi-fold door shootbolt rod end guide** - Secured and mounted to the face of the sash, this end guide works with the rod end cone on a shootbolt rod to guide the locking mechanism into location and aid compression.

**Glide Hardware bi-fold door shootbolt rod end cone** - Screwed to the end of the M10 threaded shootbolt rod, this end cone works with the rod end guide to direct the locking mechanism into location and aid compression.

- Quality manufactured to BS EN ISO 9001:2015
- Suitable for door panels up to 100kg and 1200mm wide
- 10-year manufacturer's warranty



Rod



Cones

Guides



J  
K  
L

TYPE	M10 x 1500mm	BLACK RAL9005	BOX QTY.
ROD	CBF61500	-	5
CONE	-	CBF62000	50
GUIDE	-	CBF62100	50