

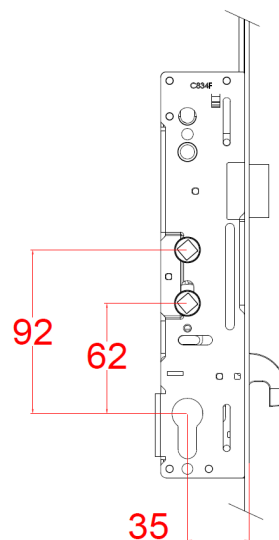
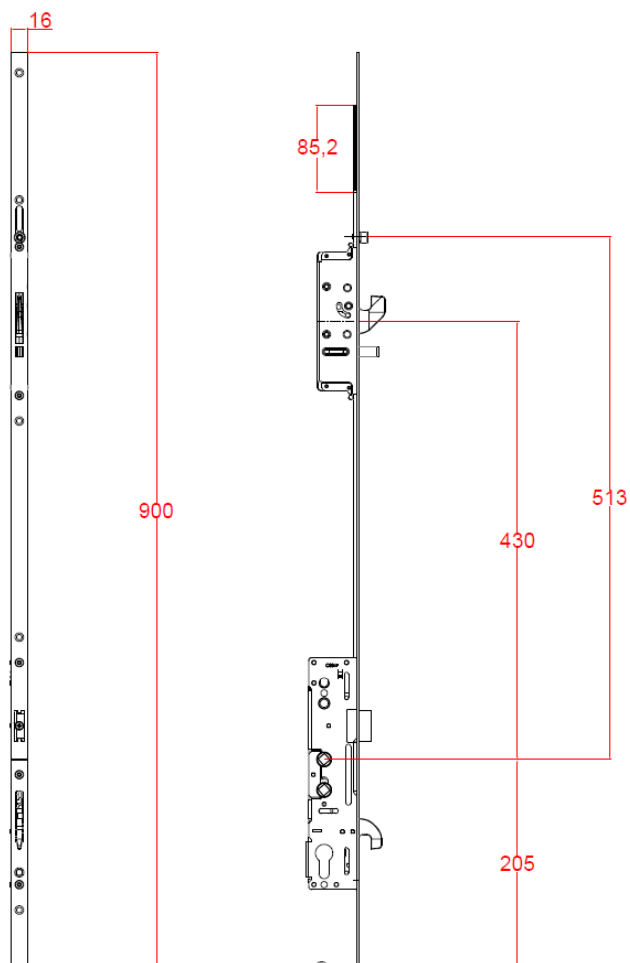
# Yale Lockmaster 21 Stable Door (Top) - YSD10401

**WINDOW  
WARE**

*We've got it*



## Centre gearbox key dimensions



Please note: This is the top half of the stable door kit, you must order the bottom half to complete the door lock.

**Part number:** YSD10401

**Description:** Yale Lockmaster 21 Stable Door Top Half -  
2 Hook, 1 Anti-lift pin, 1 Roller

**Box quantity:** 5 Locks

**Centres:** 92mm PZ

**Backset:** 35mm

**Faceplate:** 16mm wide square end

**Extendable:** Yes

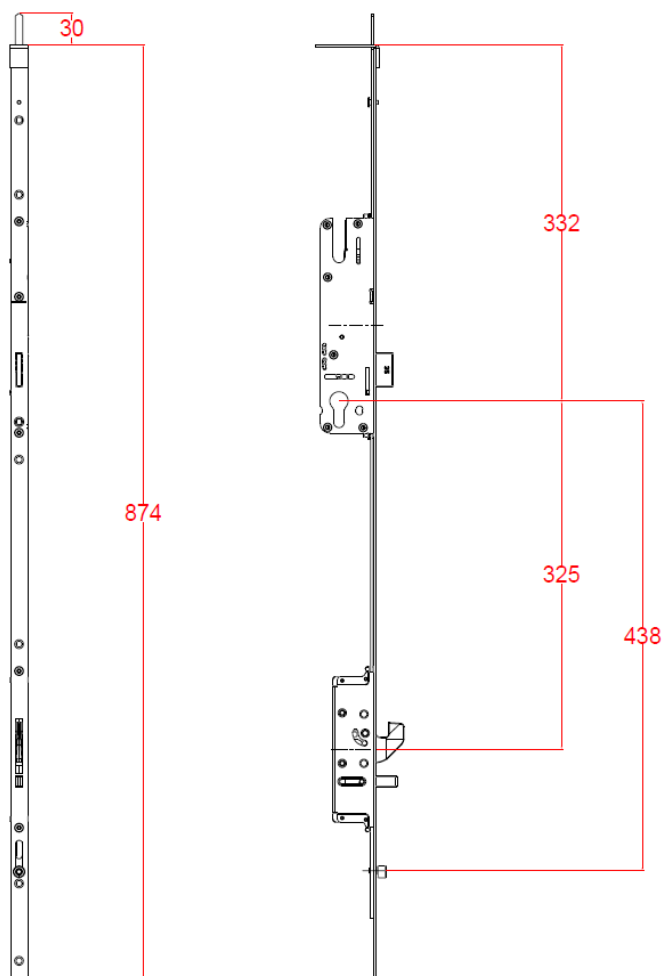
**Split spindle:** Yes

All dimensions are in mm

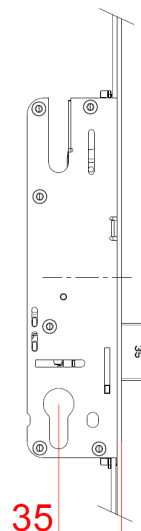
# Yale Lockmaster 21 Stable Door (Bottom) - YSD20301

**WINDOW  
WARE**

*We've got it*



Centre gearbox key dimensions



**Part number:** YSD20301

**Description:** Yale Lockmaster 21 Stable Door Bottom Half -  
1 Hook, 1 Anti-lift Pin, 1 Roller

**Box quantity:** 5 Locks

**Centres:** 92mm PZ

**Backset:** 35mm

**Faceplate:** 16mm wide square end

**Extendable:** No

**Split spindle:** No, Gearbox is Key Wind

**Pin Length:** 30mm (Long Pin)

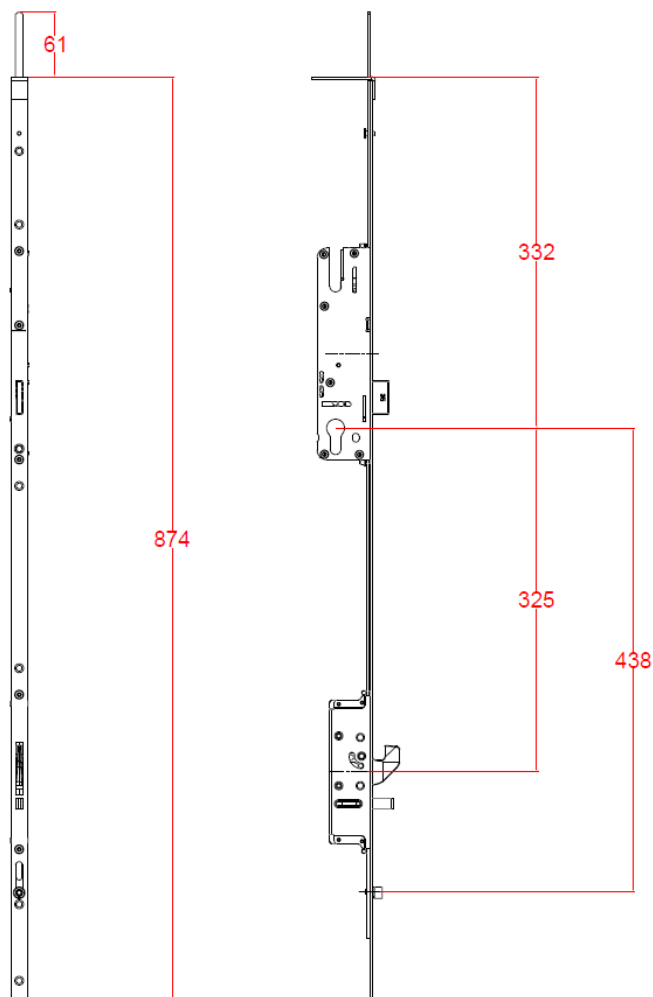
Please note: This is the bottom half of the stable door kit, you must order the top half to complete the door lock.

All dimensions are in mm

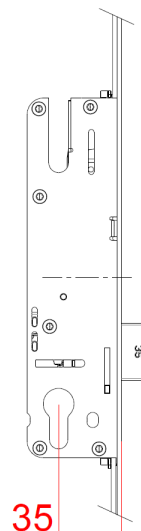
# Yale Lockmaster 21 Stable Door (Bottom) - YSD20701

**WINDOW  
WARE**

*We've got it*



Centre gearbox key dimensions



**Part number:** YSD20701

**Description:** Yale Lockmaster 21 Stable Door Bottom Half -  
1 Hook, 1 Anti-lift Pin, 1 Roller

**Box quantity:** 5 Locks

**Centres:** 92mm PZ

**Backset:** 35mm

**Faceplate:** 16mm wide square end

**Extendable:** No

**Split spindle:** No, Gearbox is Key Wind

**Pin Length:** 60mm (Long Pin)

Please note: This is the bottom half of the stable door kit, you must order the top half to complete the door lock.

All dimensions are in mm