




Sightline Vent

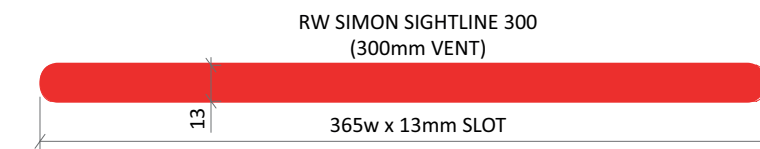
The Sightline aluminium trickle vent offers a minimal internal projection, with the option of a push-in flyscreen for overframe applications. Also available with a standard external hood. Ideally suited to aluminium systems, but can also be used in PVC and timber applications.

To find out more or check availability, please contact your Window Ware area sales manager.

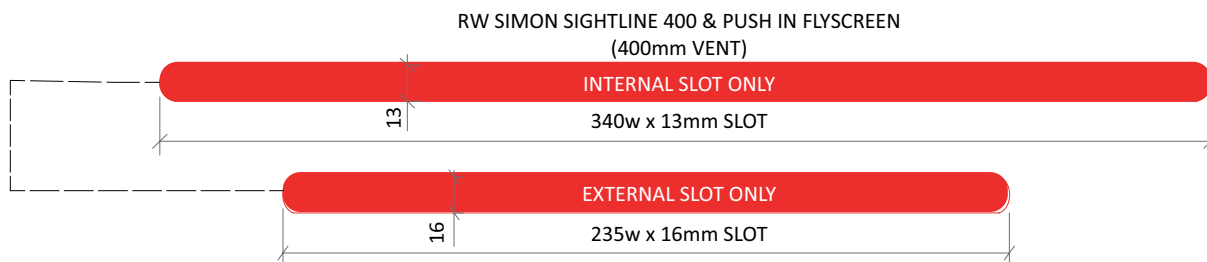
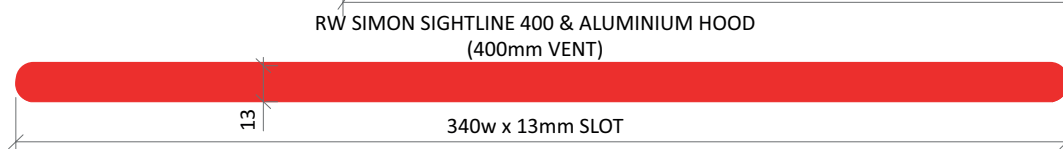


Model	Airflow (EA)	Length (mm)
Sightline 300 with single push-in flyscreen	3139	300
Sightline 300 with TTF external hood	2792	300
Sightline 400 with single push-in flyscreen	3026	400
Sightline 400 with TTF external hood	3951	400
Sightline 600 with two push-in flyscreen	6132	600
Sightline 600 with TTF external hood	6447	600

300 Routing Prep



400 Routing Prep



600 Routing Prep

